

Sine Inverter Voltage Closed Loop





Sine Inverter Voltage Closed Loop



[IBC12-3KW Pure Sine Wave Inverter \(High Frequency\) User ...](#)

1.1 Product overview IBC series pure sine wave high frequency inverter, the product integrates pure sine wave inverter, mains bypass load. Adopts full digital intelligent control Technology, ...

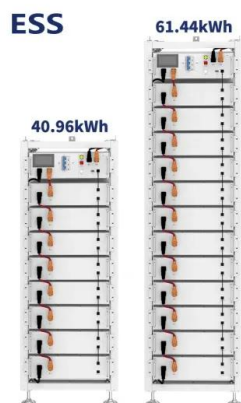
[Product Information](#)

Design of Closed-Loop Control of a Three-Phase Sine Wave Inverter ...

The output voltage of the inverter is maintained nearly constant with the help of closed-loop control technique. The simulation is tested for different loading conditions, and for ...



[Product Information](#)



[800VA Pure Sine Wave Inverter's Reference Design](#)

The first step is the conversion of the low voltage DC power to a high voltage DC source, and the second step is the conversion of the high DC source to an AC waveform using pulse width ...

[Product Information](#)

[PowMr 3000W 24V Solar Inverter Hybrid 110VAC 80A MPPT...](#)

About this item ?Pure Sine Wave?3000W pure sine wave inverter 24VDC to 110V/120VAC, Built-in 80A MPPT charge controller. With full digital voltage and current double closed-loop ...



[Product Information](#)



Implementation of Single-Phase Off-Grid Inverter With Digital ...

Voltage and current loops with a PI compensator are used in the control algorithm. A true RMS calculation block is configured in the voltage loop as the input sample signal. Totem-pole ...

[Product Information](#)



Design Closed Loop SPWM Controller for Single Phase Inverter ...

In this tutorial video we have talked about design and analysis of closed loop SPWM controller for single phase Inverter. We also provide online training, he

[Product Information](#)



[Stand-alone three phase sine pwm inverter control in D-Q](#)

Three phase off-grid inverter is driven using Sine PWM. The sine references are generated using a Harmonic oscillator. The closed loop control is implemented in synchronous ...

[Product Information](#)




DESIGN OF A HIGHLY EFFICIENT PURE SINE WAVE

...

A Power Factor (PF) control unit, which tracks the phase of the utility voltage and provides to the inverter a current reference synchronized with the utility voltage.

Product Information



An optimized closed-loop Z-source inverter for wind energy ...

The Author(s) 2024 For transformer-less operation, a wind energy generating system (WEGS) with an 8.5 kW wind turbine and a 6.6 kW Z-source inverter (ZSI) is modelled. A closed-loop ...

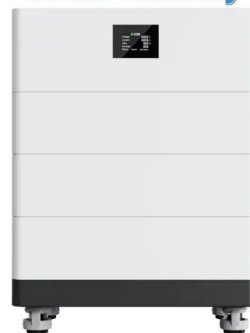
Product Information

A research on closed-loop control strategy for single-phase ...

In this study, a control strategy combining the three closed-loop control with an iterative-based RMS algorithm is proposed for addressing the voltage drop and slow response problems of ...

Product Information

High Voltage Solar Battery



DESIGN OF A HIGHLY EFFICIENT PURE SINE WAVE

...

In this study, a control strategy combining the three closed-loop control with an iterative-based RMS algorithm is proposed for addressing the voltage drop and slow response problems of ...

Product Information



[800VA Pure Sine Wave Inverter's Reference Design](#)

The pure Sine Wave inverter has various applications because of its key advantages such as operation with very low harmonic distortion and clean power like utility-supplied electricity, ...

[Product Information](#)



[Intelligent Robust Control Design with Closed-Loop Voltage](#)

High-performance UPS inverters prevent IoT devices from power outages, thus protecting critical data. This paper suggests an intelligent, robust control technique with closed ...

[Product Information](#)



IEEE Paper Template in A4 (V1)

This paper describes about design and implementation of Single phase closed loop pure sine wave inverter. In designed system low cost, less switching frequency, higher efficiency and easy ...

[Product Information](#)



[DQ1412 1000W 1500W Pure Sine Wave Portable Solar Power...](#)

DQ1412 1000W 1500W Pure Sine Wave Portable Solar Power System with Hybrid adopts full digital voltage and current double closed-loop control, advanced SPWM technology and LCD ...

[Product Information](#)





[CLOSED LOOP SPEED CONTROL OF INDUCTION ...](#)

applications are cascaded H-bridge and diode clamped multilevel inverter. Multilevel perspective give case of control, high voltage capability, good power quality, low switching loss. The speed ...

[Product Information](#)



AN_3ph_AC_VHz_CloseLoop.fm

The output voltage is mostly created by a Pulse Width Modulation (PWM) technique, where an isosceles triangle carrier wave is compared with a fundamental-frequency sine modulating ...

[Product Information](#)

[\(PDF\) Close Loop V/F control of Voltage Source Inverter using](#)

In this paper we have designed the Simulink model of Inverter for different technique. An above technique is used to reduce the Total Harmonic Distortion (THD) on the ...

[Product Information](#)



Pure Sine Wave Inverters

While an inverter can produce different waveforms, a pure sine wave output is preferable because many electrical products are designed to work best with a sine wave AC power source. A high ...


[Product Information](#)



Closed loop control of three phase sine pwm voltage source inverter

Hi, I am trying to design a closed loop inverter in Simulink, I tried to implement the control technique used in the reference design available in Matlab

[Product Information](#)



Design of Closed-Loop Control of a Three-Phase Sine Wave ...

The output voltage of the inverter is maintained nearly constant with the help of closed-loop control technique. The simulation is tested for different loading conditions, and for ...

[Product Information](#)

Three-phase inverter closed-loop control based on SVPWM drive

This paper innovatively uses script module programming of plect software to build the SVPWM modulation module which drive the three-phase inverter while realizing the closed ...

[Product Information](#)



Implementation of closed loop control technique for...

strategy of the inverter must guarantee its output waveforms to be sinusoidal with fundamental harmonic. For this purpose, close loop current control strategies such as H₂ repetitive ...

[Product Information](#)





Contact Us

For catalog requests, pricing, or partnerships, please visit:
<https://www.les-jardins-de-wasquehal.fr>