

Inverter input voltage switching





Inverter input voltage switching



Inverter Switching Devices

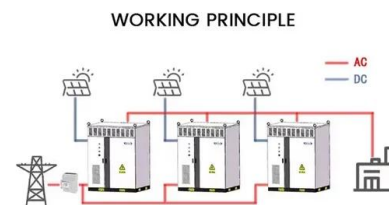
Historically the bipolar junction transistor was the first to be used for power switching. Of the two versions (nnp and pnp) only the npn has been widely used in inverters for drives, mainly in ...

[Product Information](#)

[Three Phase Inverter Circuit Diagram Explained](#)

Finally, design the PCB layout with low inductance paths and sufficient copper thickness for current-carrying traces, minimizing EMI and voltage spikes during switching events. Step-by-
...

[Product Information](#)



[How do inverters work in a circuit? - Electricity -](#)
...

Inverters work in a circuit by rapidly switching the DC input voltage on and off, transforming and filtering the waveform to produce AC output.
...


[Product Information](#)

CMOS_inverter_introduction.ppt

CMOS Inverter Circuit 8 The NMOS switch transmits the logic 0 level to the output, while the PMOS switch transmits the logic 1 level to the output, depending on the input signal polarity. 9



[Product Information](#)



Understanding Basics Of An Inverter Circuit: How It Works And Its

The inverter circuit converts DC power through an electronic switching process with signal control to produce a stable AC wave. The input is a DC from batteries or solar panels, and the output ...

[Product Information](#)

How do inverters work in a circuit? - Electricity - Magnetism

Inverters work in a circuit by rapidly switching the DC input voltage on and off, transforming and filtering the waveform to produce AC output. Inverters play a crucial role in ...



[Product Information](#)



[MODULE-3 INVERTERS Single phase voltage source inverters](#)

Single phase voltage source inverters: The inverter is a power electronic converter that converts direct power to alternating power. By using this inverter device, we can convert fixed dc into ...


[Product Information](#)



[Understanding Basics Of An Inverter Circuit: How It ...](#)

The inverter circuit converts DC power through an electronic switching process with signal control to produce a stable AC wave. The input is a DC from ...

[Product Information](#)



Mastering Inverter Switching Frequencies: A Comprehensive Guide

Explore the intricate dance of inverter switching frequencies to optimize energy flow. Master the rhythms of power electronics with our comprehensive guide, your blueprint to ...

[Product Information](#)

Introduction of inverter switch principle and features - TYCORUN

In this paper, the principle, function, type and application of inverter switch are introduced in detail. The inverter switch plays an important role in inverter circuits, widely used ...

[Product Information](#)



Inverter Analysis and Design

When the input is switched from VHI to VLO, the pull down device typically turns off (so $i_{PD} = 0$), and the output switches from VLO to VHI. When this happens the output node must be ...

[Product Information](#)



Sub: Fundamentals of CMOS VLSI Sub code: 10EC56

CMOS inverters (Complementary MOSFET Inverters) are some of the most widely used and adaptable MOSFET inverters used in chip design. They operate with very little power loss and ...

Product Information



Introduction of inverter switch principle and features - ...

In this paper, the principle, function, type and application of inverter switch are introduced in detail. The inverter switch plays an important ...

Product Information



Switch Mode Power Supply and Switching Regulators

For a dedicated switch mode power supply, linear voltage regulators are generally much more efficient and easier to use than equivalent voltage regulator ...

Product Information



EEC 118 Lecture #4: CMOS Inverters

V_{OH} and V_{OL} represent the "high" and "low" output voltages of the inverter V = output voltage when $V_{in} = '0'$ (V Output High) V = output voltage when $V_{in} = '1'$ (V Output Low) ...

Product Information



MOS INVERTERS: SWITCHING CHARACTERISTICS AND ...

In this chapter, we will investigate the dynamic (time-domain) behavior of the inverter circuits. The switching characteristics of digital integrated circuits and, in particular, of inverter circuits, ...

Product Information



A zero-voltage-switching current source inverter with three ...

A zero-voltage-switching current source inverter with three-stage space vector modulation for low-input voltage stand-alone applications XIAOFENG FU1, MINGKANG ZHANG2, DAZHUANG ...

Product Information



Contact Us

For catalog requests, pricing, or partnerships, please visit:
<https://www.les-jardins-de-wasquehal.fr>