

# **How to adjust the voltage and current of the battery cabinet**





## Overview

---

Can a battery cabinet be connected to a DC Circuit?

The battery cabinet frame is not referenced to the DC circuit. Each battery cabinet has its own overcurrent protection device. Internal battery strings are to be connected by an authorized Eaton Customer Service Engineer. 1.7 For More Information for UPS cabinet conduit and terminal specifications and locations.

Where do I install a line-up and match Battery Cabinet?

Line-up-and-match battery cabinets are installed adjacent to the UPS. The recommended installation location is on the right side of the UPS cabinet as viewed from the front of the cabinet. See Figure 3 for line-up-and-match configuration views. Figure 3. Eaton 93PM 100 kW UPS and Two 93PM Integrated Battery Cabinets.

What temperature is a battery cabinet rated for?

The battery cabinet is rated for operation in up to a 40°C (104°F) ambient temperature. NOTE Emergency lighting and power equipment battery cabinets (UL924) are rated for operation in a 20°-30°C (68°-86°F) temperature environment. The batteries are rated for a 25°C (77°F) ambient temperature to extend their useful life.

Are battery cabinets 5 & 8 Wired the same?

Battery cabinets 5 through 8 are wired the same. The components inside the IBC are secured to a sturdy metal frame. All repairable parts and assemblies are located for easy removal, with very little disassembly. This design allows authorized service personnel to perform routine maintenance and servicing quickly.

How many cabinets can be paralleled with a 93pm 100-400 kW UPS?

Up to four cabinets can be paralleled with a 93PM 100-400 kW UPS. Figure 38



shows the UPS and 93PM IBC-L or 93PM IBC-LH intercabinet interface connection onelines. Battery Detect and DC Shunt Trip wiring should be a minimum of 18 AWG. Four battery cabinets shown. Battery cabinets 5 through 8 are wired the same.

Where is the battery cabinet located?

The battery cabinet may be located to either the right or left of the UPS cabinet. The recommended location is to the right of the UPS cabinet. This procedure assumes the battery cabinet is located to the right of the UPS cabinet. 21.



## How to adjust the voltage and current of the battery cabinet

---



### [How to Set Parameters for Solar Controllers \(MPPT\)](#)

This efficiency is achieved by electronically tracking the panels' voltage and current in real-time and adjusting the voltage to match the battery's state of charge, ...

### [Product Information](#)

### [UNDERSTANDING UPS SYSTEMS AND BATTERIES](#)

Battery: A battery is one or more cells connected in series, parallel, or both, to provide the required operating voltage and current levels required by the load equipment.

### [Product Information](#)



### **Eaton s lithium-ion UPS battery Q& A**

In these Gen 2 systems, there is no transformer in the conduit landing box; the battery cabinet internal power supply will be provisioned with a 480VAC or 208VAC input based on the user's ...

### [Product Information](#)

### **BC58 Battery Cabinet Installation, Operation, & Maintenance ...**

The option provides functional access to the equipment circuit breaker via a handle located on the exterior of a cabinet door that is physically connected to the circuit breaker in the cabinet's ...



## [Product Information](#)



### **Operation of Energy Storage Battery Cabinets on the Grid Side**

Adjust the power output of the storage system according to grid load demands for optimal energy distribution. Avoid overloading or prolonged high-power operation to extend ...

## [Product Information](#)



### **Adjusting the Output Voltage of Astron Linear Power Supplies**

The adjustment pot probably hasn't been turned since the supply was made. These pots can get dirty from lack of use, so when you adjust it, the output voltage may jump around a bit and it ...

## [Product Information](#)



## [UBC87 Battery Cabinet Installation, Operation.](#)

Install the main POS and NEG cables from the output circuit breaker to the correct battery posts on the designated battery units shown in the provided battery system schematic.

## [Product Information](#)






## How to adjust the voltage and current of the battery cabinet

There is a wide range of CCCV charging techniques presented in the literature, such as switching between battery current and voltage control modes depending on the battery terminal voltage

### [Product Information](#)



### [/15/20KVA UPS Battery Cabinet Installation and Operation...](#)

Installation or replacement of batteries must be located in a SERVICE ACCESS AREA: The service manual shall include the following instructions for battery replacement and disposal:

### [Product Information](#)

### [6 KVA User Instruction Manual \(Cover and Table of ...](#)

Voltage is always present on the battery contacts. Even when discharged a battery has a capacity to supply a high short circuit current, which, in addition to causing damage to ...

### [Product Information](#)



### [How to Set Up Your Solar Charge Controller for Every Season](#)

Learn how to configure your solar charge controller for seasonal changes to maintain efficiency. Adjust settings for summer, winter, and in-between for better performance.


### [Product Information](#)



## Galaxy Lithium-ion Battery Cabinet

o The battery cabinet contains an internal energy source. Hazardous voltage can be present even when the UPS system is disconnected from the utility/ mains supply. Before installing or ...

[Product Information](#)



## [How to Adjust Voltage Regulator: A Comprehensive ...](#)

Understanding Voltage Regulators A voltage regulator is an essential component in electrical circuits that maintains a constant voltage level. It ensures that ...

[Product Information](#)

## [-48 VDC Battery Cabinet Installation and User Manual...](#)

Verify that no current will flow when the battery is connected or disconnected by opening battery disconnects (if available) or adjusting the system to match battery voltage.

[Product Information](#)



## [Complete Guide to Wiring Batteries in Series - PowMr](#)

3 days ago· How to wire 12V batteries in series? This guide explains voltage, amp-hours, precautions, pros& cons, and steps for reliable series battery connections.

[Product Information](#)



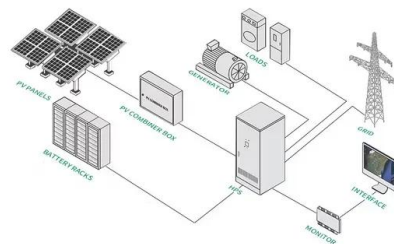




### [How to adjust the output current of a current source?](#)

Different loads have different impedance characteristics. For example, a resistive load has a linear relationship between voltage and current, while a capacitive or inductive load can introduce ...

### [Product Information](#)



### **Battery Cabinet**

To check for inadvertent grounding of the battery, use a digital multi-meter set to the DC Volts scale to measure the voltage between any battery terminal and either the cabinet framework ...

### [Product Information](#)

### [Eaton 93PM Integrated Battery Cabinet-Large and Large ...](#)

Use the following basic sequence of steps to install the Eaton 93PM Integrated Battery Cabinet-Large (IBC-L) or Integrated Battery Cabinet-Large High Rate (IBC-LH):

### [Product Information](#)



### [How to balance voltage and current in battery cabinet](#)

Here's how: Measure Cell Voltage: Use a multimeter to measure the voltage of each cell in your battery pack. Organize Cells: Record the voltage of each cell and arrange them from highest ...

### [Product Information](#)





## BC Series UPS Battery Cabinets

Safety Safety Symbols ZincFive BC Series UPS Battery Cabinet are carefully designed and manufactured to ensure that they are safe and reliable products when used properly. To ...

[Product Information](#)



## Contact Us

---

For catalog requests, pricing, or partnerships, please visit:  
<https://www.les-jardins-de-wasquehal.fr>